
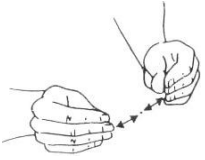

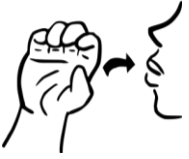



ANNA'S BANANAS

DAYCARE & PRESCHOOL

Our week at a glance... for Taters

<p><u>This Week's Theme:</u></p> <p>I'm a Little Chef</p>	<p><u>Art Project:</u></p> <p>Pancake with Handprint Syrup Pizza with Sauce Handprint Handprint French Fries Finger Painting a Campbell's Soup Can</p> 
<p><u>Play and Discovery:</u></p> <p>Pat-a-Cake (6 months and & up) Your little baker will enjoy this clapping game!</p> <p>"Pat-a-Cake"</p> <p>Pat-a-cake, pat-a-cake, baker's man. Bake me a cake as fast as you can; Pat it and prick it and mark it with B, Put it in the oven for baby and me. Patty cake, patty cake, baker's man. Bake me a cake as fast as you can; Roll it up, roll it up; And throw it in a pan! Patty cake, patty cake, baker's man.</p> <p>Buggy Rides</p>	<p><u>Large or Fine Muscle Stimulation:</u></p> <p>Playing Outside in the Shade (6 weeks & up)</p> <p>Kitchen Fun(3 months & up) Sets of plastic measuring cups, spoons, and small plastic bowls are great toys at this stage because they're easy to grasp and have interesting surfaces.</p> <p>Ball Drop(6months & up) Provide your little one with some light weight balls and a large metal bowl or plastic basket. Show him or her how to drop the toy balls into the container. When the ball hits, it will make an interesting sound.</p> <p>Music in the Kitchen(6 months & up) You can entertain your baby by setting plastic mixing bowls near him or her and provide them with wooden spoons. Show your baby how to hit the "drums" to make noise, then encourage him or her to try themselves. You may also make a homemade rattle by placing baby cereal in a small sealed Tupperware or cup.</p>
<p><u>Sign Language:</u></p> <p>more</p>  <p>done/finished</p>  <p>drink</p>  <p>eat</p> 	<p><u>Songs, Poems, or Nursery Rhymes:</u></p> <p>"Who Stole the Cookie from the Cookie Jar?" Who stole the cookie from the cookie jar? <u>(Child's Name)</u> stole the cookie from the cookie jar! Child responds: Who me? Teacher: Yes you! Child: Couldn't be! Teacher: Then who??... (repeat lyrics with other children's names)</p> <p>"The Muffin Man" Do you know the muffin man, The muffin man, the muffin man, Do you know the muffin man, Who lives in Drury Lane? Yes I know the muffin man, The muffin man, the muffin man, Yes I know the muffin man, Who lives in Drury Lane.</p>
<p><u>Language Development:</u></p> <p>Concept Words: more, done/finished, drink, eat, milk, food Letter Focus: C Colors: red, orange, yellow, green, blue, purple, brown, black Shapes: circle, square, triangle, rectangle.</p>	<p><u>Sensory:</u></p> <p>Squishy Jell-o and Pudding</p>

Special Note to Parents: