




ANNA'S BANANAS

DAYCARE & PRESCHOOL

Our week at a glance... for Crawlers

<p><u>This Week's Theme:</u></p> <p>Gone Camping & Fishing</p>	<p><u>Art Project:</u></p> <p>Fishing Pole Handprint or Footprint Art S'more Handprint Art</p> 
<p><u>Play and Discovery:</u></p> <p>Playing Outside in the Shade</p> <p>Little Bird Watchers (6 weeks & up) Fluttering wings and a whistle song—such sights and sounds are captivating to babies.</p> <p>Peek-a-boo Turtle (3 months & up) A newborn baby thinks that when an object disappears, it no longer exists. When you appear and disappear behind the receiving blanket, he or she begins to learn that even if you're momentarily hidden, you're still there.</p>	<p><u>Large or Fine Muscle Stimulation:</u></p> <p>Tummy Time (3 months & up) By spending time in that position is crucial, as it helps them to strengthen the neck, shoulders, and back muscles in preparation for sitting and crawling.</p> <p>Just Out of Reach (3 months & up) Encourage her/him to get to get objects in any way s/he can, whether by creeping forward on her/his tummy, rolling over on their side or just plain s-t-r-e-t-c-h-i-n-g. Don't tease though. Instead, build success into the activity.</p> <p>Let's Explore Outside (6 months & up) We will discover the outside by feeling the bark on trees, the leaves on a shrub, or the warmth of the sun on the ground. While we are outside, we will also play in the grass!</p>
<p><u>Sign Language:</u></p> <p>Fish- Extend your hand with your thumb up and fingers together. Hold the hand out with fingers facing forward, and then shimmy your hand as you move it forward. It looks a lot like a fish swimming through the water.</p>  <p>Water- Take your hand, extending and separating the three middle fingers (the ASL sign for W). Tap your index finger on your chin.</p>  <p><small>www.BabySignLanguage.com</small></p>	<p><u>Songs, Poems, or Nursery Rhymes:</u></p> <p>“Slippery Fish” Slippery fish, slippery fish, sliding through the water, Slippery fish, slippery fish, Gulp, Gulp, Gulp! Oh, no! It's been eaten by a...</p> <p>Octopus, octopus, squiggling in the water Octopus, octopus, Gulp, Gulp, Gulp! Oh, no! It's been eaten by a...</p> <p>Tuna fish, tuna fish, flashing in the water, Tuna fish, tuna fish, Gulp, Gulp, Gulp! Oh, no! It's been eaten by a...</p> <p>Great white shark, great white shark, lurking in the water, Great white shark, great white shark, Gulp, Gulp, Gulp! Oh, no! It's been eaten by a...</p> <p>Humongous whale, humongous whale, spouting in the water, Humongous whale, humongous whale, Gulp! ... Gulp! ... Gulp! ... BURP! Pardon me!</p> <p>“Six Little Ducks” Six little ducks that I once knew Fat ones, skinny ones, fair ones too But the one little duck with the feather on her back He led the others with a quack, quack, quack Quack, quack, quack, quack, quack, quack He led the others with a quack, quack, quack</p> <p>“Once I Caught a Fish Alive” One, two, three, four, five. Once I caught a fish alive, Six, seven, eight, nine, ten, Then I let it go again. Why did you let it go? Because it bit my finger so. Which finger did it bite? This little finger on the right.</p> <p>“Baby Fish” Baby fish, do-do, do-do-do-do, Baby fish, do-do, do-do-do-do. Momma fish... (Open and shut hands.) Daddy fish... (Open and shut arms.) Giant whale... (Extend arm and leg to make whale's mouth.)</p> <p><i>Activities: Make up other verses, such as one about uncle fish, grandma fish, etc. Have the children suggest arm movements to do for the different fish.</i></p>
<p><u>Language Development:</u></p> <p>Concept Words: fish, boat, worm</p> <p>Babbling with Baby (3 months & up) When s/he says “aahh,” listen nod, and say “aahh” in return. Then try changing the words slightly, by stretching them out (“bah!” becomes “baaaaaaah”) or even adding to them (“ooh” becomes “ooh-wah!”) Encourage baby to mimic you will inspire them to try even more complex language patterns, which will eventually result in their attempt to say words and then phrases.</p>	<p><u>Sensory:</u></p> <p>Bubbles</p>

Special Note to Parents: