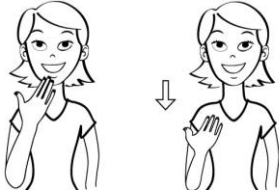




Our week at a glance... for Taters

<p><u>This Week's Theme:</u></p> <p>Community Helpers</p>	<p><u>Art Project:</u></p> <p>Fingerprint Dalmatian</p> <p>The Letter 'P' is for Pink Polka Dots</p> <p>Finger Paint a Firefighter</p>
<p><u>Play and Discovery:</u></p> <p>Baby's First Book (birth & up) Reading board books together is fun!</p> <p>Play Vet (3 months & up) Petting stuffed animal toys is a great way to learn the word gentle.</p> <p>Eyes, Nose, Mouth Toes (3 months & up) "This is your face, this is your face." Before you know it, she'll or he'll be toughing her own face when you say the word.</p>	<p><u>Large or Fine Muscle Stimulation:</u></p> <p>Sing and Dance to Alphafriends' "Pippa Pig" (12 months & up) Let's learn about the letter 'P'!</p> <p>Coloring a Picture of a Fire Truck with Jumbo Crayons</p>
<p><u>Sign Language:</u></p> <p>Thank You- Extend your fingers and thumb. Touch you fingers to your chin and bring your fingers forward.</p>  <p>Hot- Make the hot sign by taking your fingers and thumb into a claw shape. Now starting with your claw hand over your mouth, move the hand away from your mouth and rotate it so that you end the sign with your palm facing outward. Flatten out your leading hand.</p>  <p>Telephone- The telephone sign is made by extending your thumb and pinkie, holding them to your ear and mouth respectively.</p>  <p>from BabySignLanguage.com</p>	<p><u>Songs, Poems, or Nursery Rhymes:</u></p> <div style="display: flex; justify-content: space-between;"> <div style="width: 45%;"> <p>Five Police Officers</p> <p>Five police officers, standing by the store, One directed traffic, and then there were four. Four police officers, watching over me, One took home a lost girl, and then there were three. Three police officers, dressed all in blue, One stopped a speeding car, and then there were two. Two police officers, how fast they can run, One caught a bank robber, and then there was one. One police officer, standing in the sun, Sun went down, he went home, and then there were none.</p> <p>Ten little firefighters</p> <p>Ten little firefighters Sleeping in their beds. "Ding!" went the bell, And down the pole they slid. They raced to the fire And put out all the flames. Then the 10 little firefighters Went back to bed again.</p> <p>This is the Way We Brush Our Teeth</p> <p>This is the way we brush our teeth, brush our teeth, brush our teeth. This is the way we brush our teeth so early in the morning.</p> </div> <div style="width: 45%;"> <p>Five Little Monkeys</p> <p>Five little monkeys jumping on the bed One fell off and bumped his head So Momma called the doctor and the doctor said, "No more monkeys jumping on the bed!"</p> <p>Four little monkeys jumping on the bed One fell off and bumped his head So Momma called the doctor and the doctor said, "No more monkeys jumping on the bed!"</p> <p>Three little monkeys jumping on the bed One fell off and bumped his head So Momma called the doctor and the doctor said, "No more monkeys jumping on the bed!"</p> <p>Two little monkeys jumping on the bed One fell off and bumped his head So Momma called the doctor and the doctor said, "No more monkeys jumping on the bed!"</p> <p>One little monkey jumping on the bed He fell off and bumped his head So Momma called the doctor and the doctor said, "No more monkeys jumping on the bed!"</p> <p>No little monkeys jumping on the bed None fell off and bumped his head So Momma called the doctor and the doctor said, "Put those monkeys back in bed!"</p> </div> </div>
<p><u>Language Development:</u></p> <p>help, thank you, gentle</p>	<p><u>Sensory:</u></p> <p>Color Creations: 'P' is for Purple(12 months & up) Color the letter 'Pp' with oversized purple crayons, markers, or Dobbbers!</p>