








	Monday	Tuesday	Wednesday	Thursday	Friday
Meeting Time	<p>Thematic Song: "Baby Fish" Baby fish, do-do, do-do-do-do, Baby fish, do-do, do-do-do-do. Momma fish... (Open and shut hands.) Daddy fish... (Open and shut arms.) Giant whale... (Extend arm and leg to make whale's mouth.)</p> <p>Kindness Pledge</p> <p>Classroom Helpers: Determine Classroom Helpers for the week. (Line Leader, Caboose, Weather Person, & Handy Helper)</p> <p>Calendar: Identify, create, complete, and extend an ABB pattern using colors. Identify today, yesterday, and tomorrow. Say the date in sentence form.</p> <p>Weather: Monitor daily and seasonal changes in weather.</p> <p>100's Cart: Introduce one number each day, starting with the number 1. After 100 days of school, the children will have counted to 100.</p> <p>Value Counting Chart: Add one straw to the pocket and insert the correct number value card. Recognize that a number can be used to represent how many objects are in a set.</p> <p>Coins: Name coins and their value (penny, nickel, dime, quarter).</p> <p>See & Solve Math: Place the number 2 on the felt board. Ask children to identify the number. Place a dot by the number to represent the value. Encourage children to solve simple addition or subtraction problems such as: $1+1=$ $2+1=$ $2+2=$ $1-1=$ $2-1=$ $2-2=$</p> <p>Focus of the Week: Discuss the focus of the week including the Letter, Number, Shape, Color, and Sight Words.</p> <p>Oral Language & Vocabulary: Question of the Week- "What is your favorite creature that lives in the ocean?" Directions: Record children's answers, then post for parents to read. Materials: recording sheet, marker</p> <p>Oral Language & Vocabulary: Animals Everywhere Materials: Oral Language Card 29</p>	<p>Thematic Song: "Baby Fish"</p> <p>Kindness Pledge</p> <p>Classroom Helpers: Determine Classroom Helpers for the week. (Line Leader, Caboose, Weather Person, & Handy Helper)</p> <p>Calendar: Identify, create, complete, and extend an ABB pattern using colors. Identify today, yesterday, and tomorrow. Say the date in sentence form.</p> <p>Weather: Monitor daily and seasonal changes in weather.</p> <p>100's Cart: Introduce one number each day, starting with the number 1. After 100 days of school, the children will have counted to 100.</p> <p>Value Counting Chart: Add one straw to the pocket and insert the correct number value card. Recognize that a number can be used to represent how many objects are in a set.</p> <p>Coins: Name coins and their value (penny, nickel, dime, quarter).</p> <p>See & Solve Math: Place the number 2 on the felt board. Ask children to identify the number. Place a dot by the number to represent the value. Encourage children to solve simple addition or subtraction problems such as: $1+1=$ $2+1=$ $2+2=$ $1-1=$ $2-1=$ $2-2=$</p> <p>Focus of the Week: Discuss the focus of the week including the Letter, Number, Shape, Color, and Sight Words.</p> <p>Oral Language & Vocabulary: Question of the Week- "What is your favorite creature that lives in the ocean?" Directions: Record children's answers, then post for parents to read. Materials: recording sheet, marker</p>	<p>Thematic Song: "Baby Fish"</p> <p>Kindness Pledge</p> <p>Classroom Helpers: Determine Classroom Helpers for the week. (Line Leader, Caboose, Weather Person, & Handy Helper)</p> <p>Calendar: Identify, create, complete, and extend an ABB pattern using colors. Identify today, yesterday, and tomorrow. Say the date in sentence form.</p> <p>Weather: Monitor daily and seasonal changes in weather.</p> <p>100's Cart: Introduce one number each day, starting with the number 1. After 100 days of school, the children will have counted to 100.</p> <p>Value Counting Chart: Add one straw to the pocket and insert the correct number value card. Recognize that a number can be used to represent how many objects are in a set.</p> <p>Coins: Name coins and their value (penny, nickel, dime, quarter).</p> <p>See & Solve Math: Place the number 2 on the felt board. Ask children to identify the number. Place a dot by the number to represent the value. Encourage children to solve simple addition or subtraction problems such as: $1+1=$ $2+1=$ $2+2=$ $1-1=$ $2-1=$ $2-2=$</p> <p>Focus of the Week: Discuss the focus of the week including the Letter, Number, Shape, Color, and Sight Words.</p> <p>Phonological Awareness: Beginning Sounds Materials: -Picture Cards: duck, goat, kangaroo, zebra, ziqzqa, zipper</p>	<p>Thematic Song: "Baby Fish"</p> <p>Kindness Pledge</p> <p>Classroom Helpers: Determine Classroom Helpers for the week. (Line Leader, Caboose, Weather Person, & Handy Helper)</p> <p>Calendar: Identify, create, complete, and extend an ABB pattern using colors. Identify today, yesterday, and tomorrow. Say the date in sentence form.</p> <p>Weather: Monitor daily and seasonal changes in weather.</p> <p>100's Cart: Introduce one number each day, starting with the number 1. After 100 days of school, the children will have counted to 100.</p> <p>Value Counting Chart: Add one straw to the pocket and insert the correct number value card. Recognize that a number can be used to represent how many objects are in a set.</p> <p>Coins: Name coins and their value (penny, nickel, dime, quarter).</p> <p>See & Solve Math: Place the number 2 on the felt board. Ask children to identify the number. Place a dot by the number to represent the value. Encourage children to solve simple addition or subtraction problems such as: $1+1=$ $2+1=$ $2+2=$ $1-1=$ $2-1=$ $2-2=$</p> <p>Focus of the Week: Discuss the focus of the week including the Letter, Number, Shape, Color, and Sight Words.</p> <p>Game: What Is the Animal Materials: -Picture Cards: assorted toy animals from classroom -paper bag</p>	<p>Thematic Song: "Baby Fish"</p> <p>Kindness Pledge</p> <p>Classroom Helpers: Determine Classroom Helpers for the week. (Line Leader, Caboose, Weather Person, & Handy Helper)</p> <p>Calendar: Identify, create, complete, and extend an ABB pattern using colors. Identify today, yesterday, and tomorrow. Say the date in sentence form.</p> <p>Weather: Monitor daily and seasonal changes in weather.</p> <p>100's Cart: Introduce one number each day, starting with the number 1. After 100 days of school, the children will have counted to 100.</p> <p>Value Counting Chart: Add one straw to the pocket and insert the correct number value card. Recognize that a number can be used to represent how many objects are in a set.</p> <p>Coins: Name coins and their value (penny, nickel, dime, quarter).</p> <p>See & Solve Math: Place the number 2 on the felt board. Ask children to identify the number. Place a dot by the number to represent the value. Encourage children to solve simple addition or subtraction problems such as: $1+1=$ $2+1=$ $2+2=$ $1-1=$ $2-1=$ $2-2=$</p> <p>Focus of the Week: Discuss the focus of the week including the Letter, Number, Shape, Color, and Sight Words.</p> <p>Phonological Awareness: Beginning Sounds Materials: -paper bag -Picture Cards: zebra</p>
Story	"Animal Babies"	Revisit the Literature: "Animal Babies"	Teacher's Math Link: "Make a Graph" & Science Link: "Animals Live Here"	"The Ocean Is..." By Kathleen W. Kranking	Revisit the Literature: "The Ocean Is..." By Kathleen W. Kranking

Spanish	white/blanco oval/oval one, two, three, four, five, six, seven, eight, nine, ten/ uno, dos, tres, cuatro, cinco, seis, siete, ocho, nueve, diez starfish/estrella de mar octopus/pulpo fish/ pescado jellyfish/medusa	white/blanco oval/oval one, two, three, four, five, six, seven, eight, nine, ten/ uno, dos, tres, cuatro, cinco, seis, siete, ocho, nueve, diez starfish/estrella de mar octopus/pulpo fish/ pescado jellyfish/medusa	white/blanco oval/oval one, two, three, four, five, six, seven, eight, nine, ten/ uno, dos, tres, cuatro, cinco, seis, siete, ocho, nueve, diez starfish/estrella de mar octopus/pulpo fish/ pescado jellyfish/medusa	white/blanco oval/oval one, two, three, four, five, six, seven, eight, nine, ten/ uno, dos, tres, cuatro, cinco, seis, siete, ocho, nueve, diez starfish/estrella de mar octopus/pulpo fish/ pescado jellyfish/medusa	white/blanco oval/oval one, two, three, four, five, six, seven, eight, nine, ten/ uno, dos, tres, cuatro, cinco, seis, siete, ocho, nueve, diez starfish/estrella de mar octopus/pulpo fish/ pescado jellyfish/medusa
Art	<p>PORTFOLIO: Texture Painting Materials: art easel, construction paper, paint, smock, various texture painting objects (paper towel rolls, forks, sponges, etc.)</p> <p>Directions: Children will be able to use their creativity as they paint with various textured objects.</p> 	<p>Art: Cheerio Starfish Materials: -Orange Construction Paper - Cheerios - Glue - black crayon - handwriting paper - pencil</p> 	<p>Language Art: 'Z' is for Zebra Materials: -yellow, black & white construction paper - sticker eye - black marker or crayon</p> 	<p>PORTFOLIO: Octopus Math Materials: -construction paper - 1" x 8" paper strips - sticker eye - marker - Dobbys</p> 	<p>Art: Jellyfish Materials: -construction paper - crepe paper or strips of tissue paper - paint - cardboard paper towel rolls</p> 
Table Top Learning Centers: Kindergarten Readiness Skills	<p>Literacy/Handwriting: Sight Word Handwriting Practice (am, will)</p> <p>Writing: The Letter Zz Learning Page</p>	<p>Literacy/Handwriting: Sight Word Handwriting Practice (am, will)</p> <p>Writing: Letters Materials: gallon Ziploc bag, paint, packing tape, masking tape, letter flashcards.</p>  <p>Directions: Put a small amount of washable paint in a gallon Ziploc. Seal and spread the paint out. Tape all edges/sides of the bag to avoid leakage. Use masking tape to secure the bag to the table. Have children try to write letters on the paint bag. This is also fun to draw on.</p>	<p>Literacy/Handwriting: Sight Word Handwriting Practice (am, will)</p> <p>Writing: Alphabet Journal The Letter Zz Materials: Alphabet Book, pencil Directions: Students will practice their pencil grip and tracing the letters with the correct stroke formation. Students will also glue objects (example: zebra) to represent the letter.</p>	<p>Literacy/Handwriting: Sight Word Handwriting Practice (am, will)</p> <p>Writing: Letters Materials: gallon Ziploc bag, paint, packing tape, masking tape, letter flashcards.</p>  <p>Directions: Put a small amount of washable paint in a gallon Ziploc. Seal and spread the paint out. Tape all edges/sides of the bag to avoid leakage. Use masking tape to secure the bag to the table. Have children try to write letters on the paint bag. This is also fun to draw on.</p>	<p>Literacy/Handwriting: Sight Word Handwriting Practice (am, will)</p> <p>Reading: Sight Word Book "The Ocean" Procedures: Each student will get their own copy of the sight word book. The student will highlight the sight words. Students will practice reading and pointing to each word with their reading finger.</p>
Math	<p>Handwriting: White Boards & Dry Erase Marker Skills: Writing Numbers</p>	<p>Math: A Yummy Snack (Writing Numbers to 10)</p>	<p>Handwriting: White Boards & Dry Erase Marker Skills: Writing Numbers</p>	<p>Math: Terrific Treasure (3-D/Solid Shapes: cube, cone, cylinder)</p>	<p>Handwriting: White Boards & Dry Erase Marker Skills: Writing Numbers</p>
Language Arts	<p>Farmington Center (LA Bin 5): Phonics Center Word Families</p>	<p>Apple Valley Center (LA Bin 3): Phonics Center Alphabet</p>	<p>Burnsville Center (LA Bin 1): Play Dough Sight Words</p>	<p>Northfield Center (LA Bin 8): Pompom Play</p>	
Math (M-F)	<p>Farmington Center (Math Bin 5): Math: Mosaic Peg Boards</p>	<p>Apple Valley Center (Math Bin 3): Math: Unifix Cube Patterns</p>	<p>Burnsville Center (Math Bin 1): Number Lines</p>	<p>Northfield Center (Math Bin 8): Wood Pattern Blocks</p>	

Specials Schedule: LIM: 8:30-9:00 Fours: 9:00-9:30 Fives/Pre-II: 9:30-10:00 Threes/Pre-I: 10:00-10:30 Kinder Kollege: 11:00-11:30

Farmington Center (Bin 3):

Physical Fitness (M,W,F):

M- Musical Scarves CD
W- Animal Hop Sacks
F- Parachutes

Music (T,TH):

Rhythm Cup Activities

Apple Valley Center (Bin 4):

Physical Fitness (M,W,F):

M- Cool Aerobics CD
W- Yoga CD and Cards
F- Parachute

Music (T,TH):

More Boomwhacker Games CD

Burnsville Center (Bin 1):

Physical Fitness (M,W,F):

M- Catch a Brain Wave CD
W- Start to Finish Obstacle Course
F- Parachute

Music (T,TH):

Rhythm Sticks Rock! CD M- Bean

Northfield Center (Bin 2):

Physical Fitness (M,W,F):

Bag Activities CD
W- Ribbon Dance Wrist Bands
F- Parachute

Music (T,TH):

Movement Plus Music Book & CD

Letter Time: Focus on Z

Materials:
- Zelda Zebra song card
- Alphafriends CD

Think & Talk:

How many lines does capital z have?
How will you remember this letter's name?

Social/Emotional Development:

Saying Please and Thank You
Directions: Model good manners by saying **"May I please have the crayons? Thank you."**

Have children practice similar situations to practice using the words *please* and *thank you*.

Think & Talk:

What should you say when you ask for something?
What should you say when someone gives you something?

Letter Time: Focus on Z

Materials:
- Zelda Zebra song card
- Alphafriends CD

Think & Talk:

Which name starts with capital Z, *Zoe* or *Kim*?
How do you know?
Where else do you see capital Z in this room?

Letter Time: Focus on z

Materials:
- Zelda Zebra song card
- Alphafriends CD

Think & Talk:

How many lines do you make when you write capital Z? small z?
How are capital Z and small z the same? How are they different?

Oral Language and Vocabulary:

Materials: Oral Language Card 34

Think & Talk:

What animals is this?
Where does the (kangaroo) live? Point to the place on the map.

Letter Time: Focus on z

Materials:
- Zelda Zebra song card
- Alphafriends CD
- Alphafriends Big Book

Think & Talk:

Which word starts with z, *zoo* or *jungle*?
giraffe or *zebra*?
How can you tell when a word starts with z?

Oral Language and Vocabulary:

Materials: Oral Language Card 35

Think & Talk:

What animals do you see?
Point to the (baby) elephant.
What kind of place do these animals live in?

Letter Time: Focus on Zz

Materials:
- Zelda Zebra song card
- Alphafriends CD

Think & Talk:

How are capital Z and small z the same? How are they different?