

ANNA'S BANANAS

DAYCARE & PRESCHOOL

Four's Daily Lesson Plans





Theme: "Seasons All Around: Weather Report"

Letter Intro: Uu **Number Focus:** 6 **2-D Shape Focus:** star **Color Focus:** red

Sight Words: yes, no **Theme Vocabulary:** calendar, fall, season, spring, summer, winter

Special Note to Parents: For the month of December, we will be collecting brown paper grocery bags for crafts. Each child will create a special craft with their bag at the end of the month.

	Monday	Tuesday	Wednesday	Thursday	Friday
Meeting Time	<p>Thematic Song: "Weather Song" (tune: Clementine) What's the weather? What's the weather? What's the weather like today? Tell me (insert kids name) what's the weather, What's the weather like today? Is it sunny? Is it rainy? Is it cloudy out today? Is it snowy? Is it windy? What's the weather like today?</p> <p>Kindness Pledge</p> <p>Calendar: Identify, create, complete, and extend an ABB pattern using colors. Identify today, yesterday, and tomorrow. Say the date in sentence form.</p> <p>Weather: Monitor daily and seasonal changes in weather.</p> <p>100's Cart: Introduce one number each day, starting with the number 1. After 100 days of school, the children will have counted to 100.</p> <p>Value Counting Chart: Add one straw to the pocket and insert the correct number value card. Recognize that a number can be used to represent how many objects are in a set.</p> <p>Coins: Name coins and their value (penny, nickel, dime, quarter).</p> <p>Focus of the Week: Discuss the focus of the week including the Letter, Number, Shape, Color, and Sight Words.</p> <p>Oral Language & Vocabulary: Seasons All Around Materials: Oral Language Card 22</p> <p>Phonological Awareness: Rhyming Words Materials: Drawings or Picture Cards: <i>bed, dig, fox, man, rug</i></p> <p>Phonological Awareness: Beginning Sounds Materials: Drawings or Picture Cards: <i>bear, boat, bat, ball, robot, balloon, bike.</i></p>	<p>Thematic Song: "Weather Song"</p> <p>Kindness Pledge</p> <p>Calendar: Identify, create, complete, and extend an ABB pattern using colors. Identify today, yesterday, and tomorrow. Say the date in sentence form.</p> <p>Weather: Monitor daily and seasonal changes in weather.</p> <p>100's Cart: Introduce one number each day, starting with the number 1. After 100 days of school, the children will have counted to 100.</p> <p>Value Counting Chart: Add one straw to the pocket and insert the correct number value card. Recognize that a number can be used to represent how many objects are in a set.</p> <p>Coins: Name coins and their value (penny, nickel, dime, quarter).</p> <p>Focus of the Week: Discuss the focus of the week including the Letter, Number, Shape, Color, and Sight Words.</p> <p>Oral Language & Vocabulary: Seasons All Around Materials: Oral Language Card 22</p> <p>Phonological Awareness: Rhyming Words Materials: Drawings or Picture Cards: <i>bed, dig, fox, man, rug</i></p>	<p>Thematic Song: "Weather Song"</p> <p>Kindness Pledge</p> <p>Calendar: Identify, create, complete, and extend an ABB pattern using colors. Identify today, yesterday, and tomorrow. Say the date in sentence form.</p> <p>Weather: Monitor daily and seasonal changes in weather.</p> <p>100's Cart: Introduce one number each day, starting with the number 1. After 100 days of school, the children will have counted to 100.</p> <p>Value Counting Chart: Add one straw to the pocket and insert the correct number value card. Recognize that a number can be used to represent how many objects are in a set.</p> <p>Coins: Name coins and their value (penny, nickel, dime, quarter).</p> <p>Focus of the Week: Discuss the focus of the week including the Letter, Number, Shape, Color, and Sight Words.</p> <p>Oral Language & Vocabulary: Seasons All Around Materials: Math Concept Card 20</p>	<p>Thematic Song: "Weather Song"</p> <p>Kindness Pledge</p> <p>Calendar: Identify, create, complete, and extend an ABB pattern using colors. Identify today, yesterday, and tomorrow. Say the date in sentence form.</p> <p>Weather: Monitor daily and seasonal changes in weather.</p> <p>100's Cart: Introduce one number each day, starting with the number 1. After 100 days of school, the children will have counted to 100.</p> <p>Value Counting Chart: Add one straw to the pocket and insert the correct number value card. Recognize that a number can be used to represent how many objects are in a set.</p> <p>Coins: Name coins and their value (penny, nickel, dime, quarter).</p> <p>Focus of the Week: Discuss the focus of the week including the Letter, Number, Shape, Color, and Sight Words.</p> <p>Phonological Awareness: Beginning Sounds Materials: Picture Cards</p>	<p>Thematic Song: "Weather Song"</p> <p>Kindness Pledge</p> <p>Calendar: Identify, create, complete, and extend an ABB pattern using colors. Identify today, yesterday, and tomorrow. Say the date in sentence form.</p> <p>Weather: Monitor daily and seasonal changes in weather.</p> <p>100's Cart: Introduce one number each day, starting with the number 1. After 100 days of school, the children will have counted to 100.</p> <p>Value Counting Chart: Add one straw to the pocket and insert the correct number value card. Recognize that a number can be used to represent how many objects are in a set.</p> <p>Coins: Name coins and their value (penny, nickel, dime, quarter).</p> <p>Focus of the Week: Discuss the focus of the week including the Letter, Number, Shape, Color, and Sight Words.</p>
Story	Themed Story	Themed Story	Themed Story	Themed Story	Themed Story
Specials: Physical Fitness (M,W,F) & Music (T,TH)	<p>Specials Schedule: LIM: 8:30-9:00 Fours: 9:00-9:30 Fives/Pre-II: 9:30-10:00 Threes/Pre-I: 10:00-10:30 Kinder Kollege: 11:00-11:30</p>				
	<p>Farmington Center (Bin 4):</p> <p>Physical Fitness (M,W,F): M- Cool Aerobics CD W- Yoga CD and Cards F- Parachute</p> <p>Music (T,TH): More Boomwhacker Games CD</p>	<p>Apple Valley Center (Bin 1):</p> <p>Physical Fitness (M,W,F): M- Catch a Brain Wave CD W- Start to Finish Obstacle Course F- Parachute</p> <p>Music (T,TH): Rhythm Sticks Rock! CD</p>	<p>Burnsville Center (Bin 2):</p> <p>Physical Fitness (M,W,F): M- Bean Bag Activities CD W- Ribbon Dance Wrist Bands F- Parachute</p> <p>Music (T,TH): Movement Plus Music Book & CD</p>	<p>Northfield Center (Bin 3):</p> <p>Physical Fitness (M,W,F): M- Musical Scarves CD W- Animal Hop Sacks F- Parachutes</p> <p>Music (T,TH): Rhythm Cup Activities</p>	

<p style="writing-mode: vertical-rl; transform: rotate(180deg);">Art Time</p>	<p>Art: Freehand Painting with Watercolor Materials: art easel, poster paper or construction paper, watercolor paint, paintbrush, smock Directions: Children will be able to use their creativity as they freehand paint.</p>	<p>ART PORTFOLIO: Watercolor an Umbrella Materials: - construction paper - watercolor paint - paint brush - glue stick - scissors</p> 	<p>Art: 'U' is for Umbrella Materials: - black, light blue, dark blue, & white paper - glue - scissors</p> 	<p>Art: Paint Clouds Materials: - white paint (mix with glue & shaving cream-optional) - dark blue construction paper - cotton balls or sponge brushes</p> 	<p>Art: Sunny Weather Craft Materials: -blue & white construction paper - yellow & orange paint - small tipped paint brush - glue</p> 
<p style="writing-mode: vertical-rl; transform: rotate(180deg);">Circle Time</p>	<p>Letter Time: Focus on U Materials: - Umbie Umbrella song card - Alphafriends CD Directions: Sing Umbie Umbrella's song together. Think & Talk: How do you write capital U? How will you remember this curvy letter's name? Math: Sets of 6 Materials: Math Concept Card 12: Number Six Think & Talk: What number is this? Show six bears. Count them out loud. Math: Sets of 7 Materials: Math Concept Card 13 Think & Talk: How can you show seven bears? Tell how you do it.</p>	<p>Letter Time: Focus on U Materials: - Umbie Umbrella song card - Alphafriends CD - Alphafriends Big Book Directions: Sing Umbie Umbrella's song together and read the letter 'Uu' page in the Alphafriends Big Book. Think & Talk: Where do you see capital U? How do you write capital U? Math: What's the Order? Materials: red, green, and yellow bear counters or other manipulative Think & Talk: Tell me about the order of your bears. Which bear is (first)?</p>	<p>Letter Time: Focus on u Materials: - Umbie Umbrella song card - Alphafriends CD Directions: Sing Umbie Umbrella's song together. Think & Talk: How are capital U and small u like? different? Where else do you see small u in this room? Oral Language and Vocabulary: Materials: Oral Language Card 23 Think & Talk: Why do you need to wear (a jacket) in the (winter)? What part of your body does a (jacket) keep warm? What do you like to do outside in the winter?</p>	<p>Letter Time: Focus on u Materials: - Umbie Umbrella song card - Alphafriends CD Directions: Sing Umbie Umbrella's song together. Think & Talk: Show how to skywrite small u. Tell how your finger is moving as you draw small u. Math: Numbers in the Environment Materials: Math Concept Card 22: Numbers All Around Think & Talk: Where do you see numbers on your way to school?</p>	<p>Letter Time: Focus on Uu Materials: - Umbie Umbrella card - Alphafriends CD Directions: Sing Umbie Umbrella's song together. Think & Talk: How are capital U and small u the same? How are they different? Oral Language and Vocabulary: Materials: Oral Language Card 24 Think & Talk: What weather do you see? Why is windy weather good for flying kites?</p>
<p style="writing-mode: vertical-rl; transform: rotate(180deg);">Table Activities</p>	<p>Math: Number Book Touch Point Math (section 1)- Number 6 Materials: Number Book, crayons, Touch Point Math Cards Directions: Students will color the number with a crayon. They will add a corresponding Touch Point placing a dot or sticker on the correct spot.</p>	<p>Language Arts: Alphabet Book The Letter Uu Materials: Alphabet Book, pencil Directions: Students will practice their pencil grip and tracing the letters with the correct stroke formation. Students will also glue objects (example: umbrella) to represent the letter.</p>	<p>Math: Number Book Tracing Numerals & Number Words (section 2)- Number 6 Materials: Number Book, pencil Directions: Students will practice their pencil grip and tracing the number with the correct stroke formation. Students will also glue objects to represent the number.</p>	<p>Reading: Sight Word Book "Yes and No" Procedures: Each student will get their own copy of the sight word book. The student will highlight the sight words. Students will practice reading and pointing to each word with their reading finger.</p>	<p>Math: Number Book Writing Numerals & Singing Numeral Songs (section 3)- Number 6 Materials: Number Book, pencil Directions: Students will sing the "Numeral Song" and practice writing the number.</p>