

**BIG Experience 1: Morning Circle Time**

**Kindness Pledge**

*I pledge myself on this day,  
To try to be kind in every way.  
To every person big and small,  
I will help them if they fall.  
When I love myself and others, too.  
That is the best that I can do!*

**Question of the Day:** A question is asked by the teacher during Morning Meeting.

**Calendar:** Identify today, yesterday, and tomorrow. By using pattern number cards on the pocket calendar, children may identify, create, complete, and extend simple patterns using shape, color, or size. Patterns may be repeating, or growing such as AB, ABB, and ABC.

**Weather:** Identify the season and weather. Discuss how to appropriately dress for the weather.

**BIG Experience 3: Afternoon Circle Time**

**Sign Language:** Each week introduce 1-2 new signs from the Signing Time® Program. Please see Sign Reference Poster volumes 1-4.





**Colors:** Identify and name colors.

**Shapes:** Identify and name shapes.

**Identify Body Parts:** head, shoulders, knees, toes, eyes, ears, mouth, nose, etc.

**Animal Sounds:** cow- moo, chicken- cluck, pig- oink, etc.

**Alphabet Knowledge:** see column to right.

	Monday	Tuesday	Wednesday	Thursday	Friday
	<b>BIG Experience 1: Morning Circle Time (also see left column)</b>				
<b>Question of the Day</b>	If you went on an African safari, what kinds of animals might you see?	Have you ever visited the zoo and seen safari animals? Can you tell me about them?	If you went on an African safari how would you dress and what might you bring?	What kinds of noises do safari animals make?	What activities do safari animals enjoy doing?
<b>Literature</b>	<b>BIG Experience 2: Story Time</b>				
	<b>Every day your child's teacher will read a variety of books to the children. Reading aloud is widely recognized as the single most important activity leading to language development. Not only does reading aloud stimulate language and cognitive skills; it also builds motivation, curiosity and memory.</b>				
<b>PE &amp; Music</b>	<b>Physical Fitness (circle one):</b> - Parachute - Cool Aerobics CD - Bean Bag Activities CD  The teacher will select and circle one of the activities listed above.	<b>Music:</b> - Musical Scarves and Activities CD - Explore of Musical Instruments  The teacher will select and circle one of the activities listed above.	<b>Physical Fitness:</b> - Parachute - Cool Aerobics CD - Bean Bag Activities CD  The teacher will select and circle one of the activities listed above.	<b>Music:</b> - Musical Scarves and Activities CD - Explore of Musical Instruments  The teacher will select and circle one of the activities listed above.	<b>Physical Fitness:</b> - Parachute - Cool Aerobics CD - Bean Bag Activities CD  The teacher will select and circle one of the activities listed above.
<b>ART</b>	<b>Collage Art</b> Materials: - construction paper - various mediums and materials - glue  	<b>Painting with Yarn Snakes</b> Materials: - construction paper - paint - yarn  	<b>Animal Tracks Painting</b> Materials: - construction paper - paint - plastic toy animals  	<b>Painting with Daubers</b> Materials: - art easel - construction paper - daubers  Directions: Children will be able to use their creativity as they freehand paint.	<b>Shake It Up Art</b> Materials: - plastic container with lids - dried beans - construction paper - paint   Start by cutting paper to fit into your container. Carefully add a couple of drops of paint to the bottom of your container. Use three colors, and just a small amount of each. Drop a few handfuls of dried beans into the container on top of the paint, enough to cover the bottom. Carefully put the paper inside the container so that it wraps around the sides. Close the lid tightly and shake. When you're done, carefully remove your painting. Pick off any beans that may be stuck to the paper and allow to dry.
<b>Learning Centers</b>	<b>Our toddler classrooms are filled with organized learning centers. These learning centers support children's social and emotional development, physical development, emergent reading, math skills, science skills, etc. Your child's classroom will have many of the following learning centers: block area, house area, toy area, reading and writing area, sensory table, etc.</b>				
	<b>BIG Experience 3: Afternoon Circle Time (also see left column)</b>				
<b>Alphabet Knowledge</b>	Sing <i>The Alphafriends</i> song <i>Larry Lion</i> .	Sing and review <i>The Alphafriends</i> song <i>Larry Lion</i> .	Sing and review <i>The Alphafriends</i> song <i>Larry Lion</i> .	Sing and review <i>The Alphafriends</i> song <i>Larry Lion</i> .	Sing and review <i>The Alphafriends</i> song <i>Larry Lion</i> .